

Panasonic

AW-HEA10W/K

Control Assist Camera

For indoor use



Tap into Easy Operation

PTZ control of HD Integrated Camera from iPad.



*Picture simulated



AW-HEA10K



AW-HEA10W

Easy Camera PTZ Control from iPad

The Control Assist Camera supports flexible and intuitive operation of a HD Integrated Camera*1 by allowing wireless control from an iPad*2. PTZ control is possible with just a single tap on the panoramic view of the scene. Allows up to 100 sets*3 of cameras to be registered in a single iPad and the camera can be switched during the operation.

Ultra wide angle full HD live images to assist control

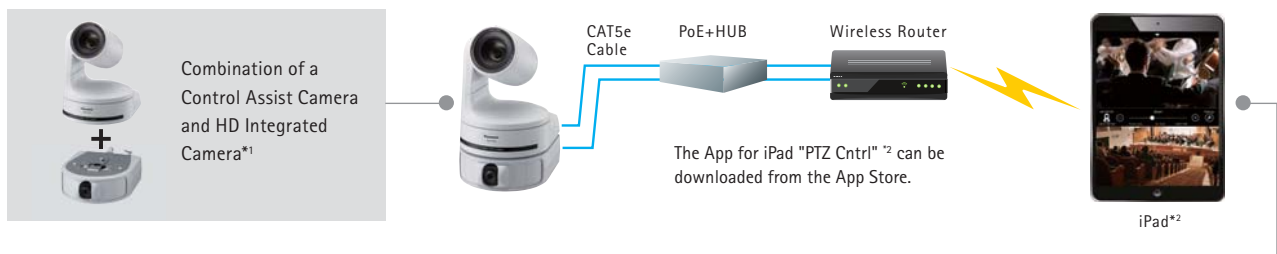
A 1/4.37 type (effective size) 3.91 megapixel MOS sensor and a single-focus 95° horizontal ultra wide angle lens enable wide and clear overview shots to assist control of HD Integrated Cameras.

Easy operation by the free "PTZ Cntrl" app for iPad



Download the free "PTZ Cntrl" app for iPad and install it to enable wireless control of the camera from the iPad. Operations can be made by touching the screen of the overall image from the Control Assist Camera and an image from an HD Integrated Camera.

[Basic system and operations]



Camera control functions*4


HD Integrated Camera's pan, tilt, zoom control and camera setting adjustment such as image quality or frame rate can be done from an iPad. Allows up to 100 sets*3 of cameras to be registered in a single iPad and the camera can be switched during the operation.

Display the camera in control.

Control the zoom of the HD Integrated Camera by the slide bar.

Configure settings for the HD Integrated Camera.

- [Settings available]
- Focus (Auto, Manual)
 - Iris (Auto, Manual)
 - Gain (0dB, 3dB, 6dB, 9dB, 12dB, 15dB, 18dB, Auto)
 - Resolution (Low, Middle, High)
 - Frame Rate (Low, Middle, High)
 - Calibration (Positioning of the images from HD Integrated Camera and Control Assist Camera)
 - Camera reset (power ON/OFF)



<Image from HD Integrated Camera>
Tapping the screen to set the spot to the center and by dragging the position you can change the camera angle. Pinch out to zoom in, pinch in to zoom out, using this enlarged display allows you to adjust the angle more precisely.



<Image from Control Assist Camera>
Tapping and dragging the overall image moves the display to the target for capture by the HD Integrated Camera. You can even visually decide the field of view by placing two fingers on the screen. Changing the distance between the two fingers controls the field of view.

Preset memory function for smooth operation

The camera shooting angle can be set in advance with the preset memory function. Tapping and holding the number button saves up to nine setting configurations. Preset can be recalled by just tapping the number.



*1: AW-HE130W/K, AW-HE40 Series, and AW-HE60S/H only. When used with the AWHE60S/H, in some cases an AW-HE60S/H software upgrade will be necessary. For details, see "Support & Download" on the Panasonic website (<http://pro-av.panasonic.net/en/>). *2: An iPad is required (sold separately). The "PTZ Cntrl" app for iPad (free download from the App Store) is required. See website (http://pro-av.panasonic.net/en/sales_o/camera/aw-hea10/) for details. *3: When HD integrated cameras and Control Assist Cameras are combined. *4: Only functions supported by AW-HE130, HE40, and HE60 can be controlled.

Flexible setup and two color variations to choose from

Cameras can be set up suspended from the ceiling or standing, depending on the operating environment. The camera angle is manually adjustable with a pan range of $\pm 30^\circ$ and a tilt range of $\pm 45^\circ$. Two color variations are also available: white and black. Select the setup type and color according to the intended application and environment.

AW-HEA10K

AW-HEA10W

PoE⁵ support for less cabling and reduced installation cost

Connection to network devices supporting PoE (IEEE 802.3af compliant) allows power to be supplied via an Ethernet cable. This eliminates the need for power supply construction and laying power cable, allowing for fewer cords when installing and reduced installation expenses.

⁵: Abbreviation of Power over Ethernet.

HDMI output

The HDMI output allows you to use the video captured by the Control Assist Camera by outputting to devices equipped with HDMI. Multiple formats*⁶ are supported (1080/59.94p, 1080/50p, 1080/59.94i, 1080/50i, 720/59.94p, 720/50p, 480/59.94p, and 576/50p signals).

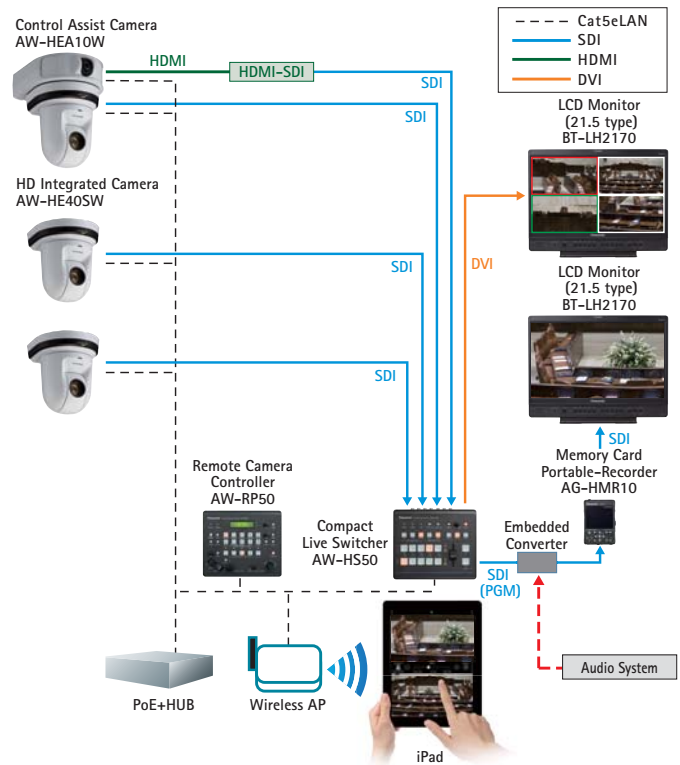
*6: Output to iPad is 640 x 360 or 320 x 180.

[Application Examples]

Parliaments

When combined with a Control Assist Camera, there are even more uses for HD integrated camera

Even the unexpected remarks of a participant without a preset position can be quickly handled with intuitive operations. In combination with wide-angle video with an overall view, it is possible to sensitively capture video suitable for constantly changing assembly sessions.



Tour Courses

In places like zoos, by shooting the animals' overall space, it is possible to easily find the constantly moving animals themselves. For places that are difficult to see from the tour course, the staff can manually operate the camera while giving easy-to-understand explanations using a large-screen monitor.



Symposium / Lecture Capture

Excellent for use in situations (lectures, etc.) where the speakers have not been defined in advance. The camera can be quickly and easily controlled to zoom in on random speakers whose positions have not been preset.



TV Conferences

With one iPad, even participants can control the HD integrated camera for lively teleconferencing. With the wide-angle view, it is possible to quickly capture the speaker with just a tap.

Specifications

As of April, 2015

General	Power requirements	5.0 V DC/0.86 A (when using AC adaptor) 44 - 57 V DC/0.14 A (PoE power supply)	Camera Unit	Standard illumination	1,400 lx
	Allowable operating temperature	0°C to 40°C (32°F to 104°F)		Minimum illumination	Approx. 20 lx (1/60 in auto mode)
	Allowable relative humidity	10% to 80% (no condensation)	Input/Output Connector	HDMI	HDMI connector • HDCP is not supported. • Viera Link is not supported.
	Unit weight	Approx. 0.9 kg (1.98 lb) (excluding mounting brackets)		Network	10BASE-T/100BASE-TX, RJ-45 connector, Automatic recognition of straight/crossover cable
	Dimensions (W x H x D)	183 mm x 65 mm x 225 mm (7-3/16 inches x 2-9/16 inches x 8-7/8 inches)		USB	Mini-B port: Used for maintenance
Camera Unit	Image sensor	1/2.33-inch MOS solid-state image sensor (Effective size of image sensor: 1/4.37-inch) Total pixels: Approx. 15.3 million Effective pixels Video: Approx. 3.91 million (16:9)	"PTZ Cntrl" compatible devices and operating systems	SD Memory Card	microSD card slot: Used for maintenance
	Lens	F2.0 (f = 2.15 mm) 35 mm equivalent; Approx. 18.0 mm (16:9) Field of view: 95° (horizontal), 56° (vertical) [When zoom is 1x]		Standard Accessories	Supported devices: iPad Supported operating systems: iOS 8.1
	Shutter speed	1/60 to 1/12000	Mounting bracket A (for mounting this unit): 1, Mounting bracket B (for securing this unit, for AW-HE130): 2, Mounting bracket C (for AW-HE40 Series): 1, Drop-prevention wire: 1, Drop-prevention wire mounting screw M4 x 8 mm: 1, Bracket mounting screws A M4 x 10 mm: 8, Bracket mounting screws B M3 x 6 mm: 4, AC adaptor: 1, Power cable: 1		
	White balance	ATW, Sunny, Cloudy, Indoor1, Indoor2, AWB A, AWB B			

Rear view











Option

Direct Ceiling Mount Bracket
WV-Q105A



Lineup of cameras compatible with the AW-HEA10W/K Control Assist Camera (for indoor use)

 <p>HD Integrated Camera AW-HE130W [White Model]</p>	 <p>HD Integrated Camera AW-HE130K [Black Model]</p>	 <p>HD Integrated Camera AW-HE40SW [SDI White Model]</p>	 <p>HD Integrated Camera AW-HE40SK [SDI Black Model]</p>	 <p>HD Integrated Camera AW-HE60S* [SDI Model]</p>
 <p>HD Integrated Camera AW-HE40HW [HDMI White Model]</p>	 <p>HD Integrated Camera AW-HE40HK [HDMI Black Model]</p>	 <p>HD Integrated Camera AW-HE60H* [HDMI Model]</p>		

* When used with the AWHE60S/H, in some cases an AW-HE60S/H software upgrade will be necessary. For details, see "Support & Download" on the Panasonic website (<http://pro-av.panasonic.net/en/>).

- Microsoft®, Windows®, Windows® 7, Windows® 8, Windows® 8.1 and Internet Explorer® are either registered trademarks or trademarks of Microsoft Corporation in the United States and other countries.
- Apple, Mac, OS X, iPhone, iPod Touch, iPad, and Safari are registered trademarks of Apple Inc., in the United States and other countries.

Panasonic®

[Countries and Regions]

Panasonic Corporation
AVC Networks Company
2-15 Matsuba-cho, Kadoma, Osaka 571-8503
Japan
<http://pro-av.panasonic.net/>

Argentina +54 11 4122 7200
Australia +61 (0) 2 9491 7400
Bahrain +973 252292
Brazil +55 11 3889 4035
Canada +1 905 624 5010
China +86 10 6515 8828
Hong Kong +852 2313 0888
Czech Republic: +421 (0) 903 447 757
Denmark +45 43 20 08 57
Egypt +20 2 23938151
Finland, Latvia, Lithuania, Estonia +358 (9) 521 52 53
France +33 (0) 1 47 91 64 00
Germany, Austria, Switzerland +49 (0) 6103 313887
Greece +30 210 96 92 300
Hungary +36 (1) 382 60 60
India +91 1860 425 1860
Indonesia +65 6277 7284
Iran (Vida) +98 21 2271463
(Panasonic Office) +98 2188791102
Italy +39 02 6788 367
Jordan +962 6 5859801
Kazakhstan +7 727 298 0891
Korea +82 2 2106 6641
Kuwait +96 522431385

Lebanon +96 11665557
Malaysia +60 3 7809 7888
Mexico +52 55 5488 1000
Netherlands, Belgium +31 73 640 2729
New Zealand +64 9 272 0100
Norway +47 67 91 78 00
Pakistan +92 5370320 (SNT)
Palestine +972 2 2988750
Panama +507 229 2955
Philippines +65 6277 7284
Poland +48 (22) 338 1100
Portugal +351 21 425 77 04
Romania, Albania, Bulgaria, Macedonia +40 (0) 729 164 387
Russia & CIS +7 495 9804206
Saudi Arabia +96 626444072
Singapore +65 6277 7284
Slovak Republic, Croatia, Serbia, Bosnia, Montenegro, Slovenia +421 (0) 903 447 757
South Africa +27 11 3131622
Spain +34 (93) 425 93 00
Sweden +46 (8) 680 26 41
Syria +963 11 2318422/4
Taiwan +886 2 2227 6214
Thailand +662 731 8888

Turkey +90 216 578 3700
U.A.E. (for All Middle East) +971 4 8862142
+380 44 4903437
Ukraine +44(0)1344 70 69 13
U.S.A. +1 877 803 8492
Vietnam +65 6277 7284



JQA-0443



Factories of AVC Networks Company have received ISO14001:2004:the Environmental Management System certification. (Except for 3rd party's peripherals.)